

وَقُلْ رَبِّ زِدْنِي عِلْمًا



# RESPIRATORY SYSTEM

## HA4AT BATCH



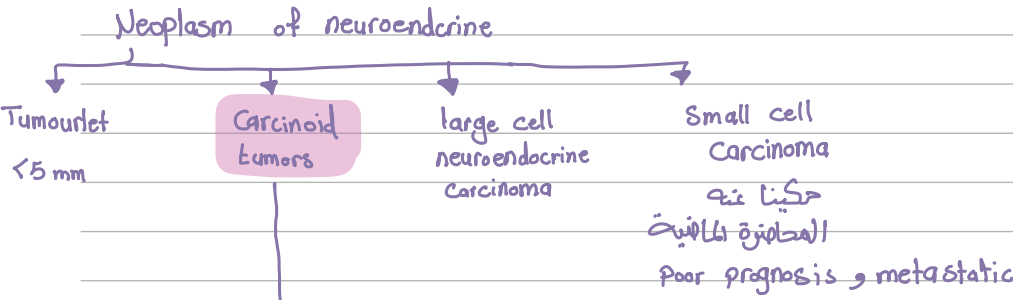
SUBJECT : \_\_\_\_\_

LEC NO. : Lec 9 summary

DONE BY : Tabarak Aldabobi


\* metastatic tumors in lung

↳ Cannon ball , single nodule , lymphangitis carcinomatosa (multiple)



\* malignant


- \* low grade neuroendocrine carcinoma
- \* typical و Atypical
- \* young adult (40 years)
- \* 20-40% → non smoker
- \* Central , peripheral



Benign Tumors of the lung

- Pulmonary hamartoma (most common)
- ↳ Solitary , Peripheral , clonal neoplasm , coin lesion
- ↳ Cartilage , cellular fibrous tissue and fat intersected by epithelial cleft

Pleura



pleural Tumors

Tumor طالع من الـ pleura  
Primary  
Secondary يكون اكثر من الـ lung Breast

Malignant mesothelioma  
rare

80% - 90% ⇒ Asbestos

genetic change is the homozygous deletion of

p16

- epithelioid
  - sarcomatoid
  - Biphasic
- histologically

\* Marker ⇒ Calretinin +

وتشاء أنت من البشائر قطرة  
وتشاء ربك أن يُغيثك بالمطر